



---

**2015 Year End  
Budget to Actual Review**  
*(Preliminary and Unaudited)*

**March 16, 2016**

# 2015 Revenue

Total revenue was \$2.2 million greater than revised estimate

<i>(\$ millions)</i>	<u>Rev.Est.(Oct)</u>	<u>Actual</u>	<u>\$ Var.</u>	<u>% Var.</u>
Toll and Evasion Recovery	\$1,208.0	\$1,211.0	\$3.0	
Concessions	2.1	2.1	0.0	
Investment Income	1.3	1.8	0.5	
Miscellaneous	6.9	5.5	(1.4)	
<b>Total Revenue</b>	<b>\$1,218.3</b>	<b>\$1,220.5</b>	<b>\$2.2</b>	<b>0.2%</b>

Note: Numbers may not add to totals due to rounding.

## 2015 Transactions

- ✓ **Commercial vehicles**
  - Grew 2.8 percent year-over-year
  - 0.2 percent less than revised estimate
- ✓ **Passenger cars**
  - Grew 5.5 percent year-over-year
  - In-line with revised estimate

# 2015 Maintenance and Operations

*M and O expenses were \$12.1 million lower than budget*

<i>(\$ millions)</i>	<b><u>Budget</u></b>	<b><u>Act.</u></b>	<b><u>\$ Var.</u></b>	<b><u>% Var.</u></b>
Payroll and Related Costs	\$165.2	\$160.8	(\$4.4)	
Group Insurance	31.6	32.4	0.7	
Contractual Services	64.0	62.4	(1.5)	
Materials/Oper. Supplies	7.9	7.3	(0.7)	
Utilities	6.7	7.5	0.9	
All Other Insurance	12.4	8.2	(4.2)	
Parts and Fuel	8.2	6.4	(1.8)	
Equip. Rental/Maintenance	15.8	14.8	(1.0)	
Other Misc. Expenses	1.1	1.0	(0.1)	
Recovery of Expenses	(2.3)	(2.3)	(0.0)	
<b>Total</b>	<b>\$310.6</b>	<b>\$298.5</b>	<b>(\$12.1)</b>	<b>-3.9%</b>

## Key drivers

- Unfilled vacancies
- Workers' comp. insurance
- Parts and fuel
- Contractual services

Note: Numbers may not add to totals due to rounding.

# 2015 Capital Program

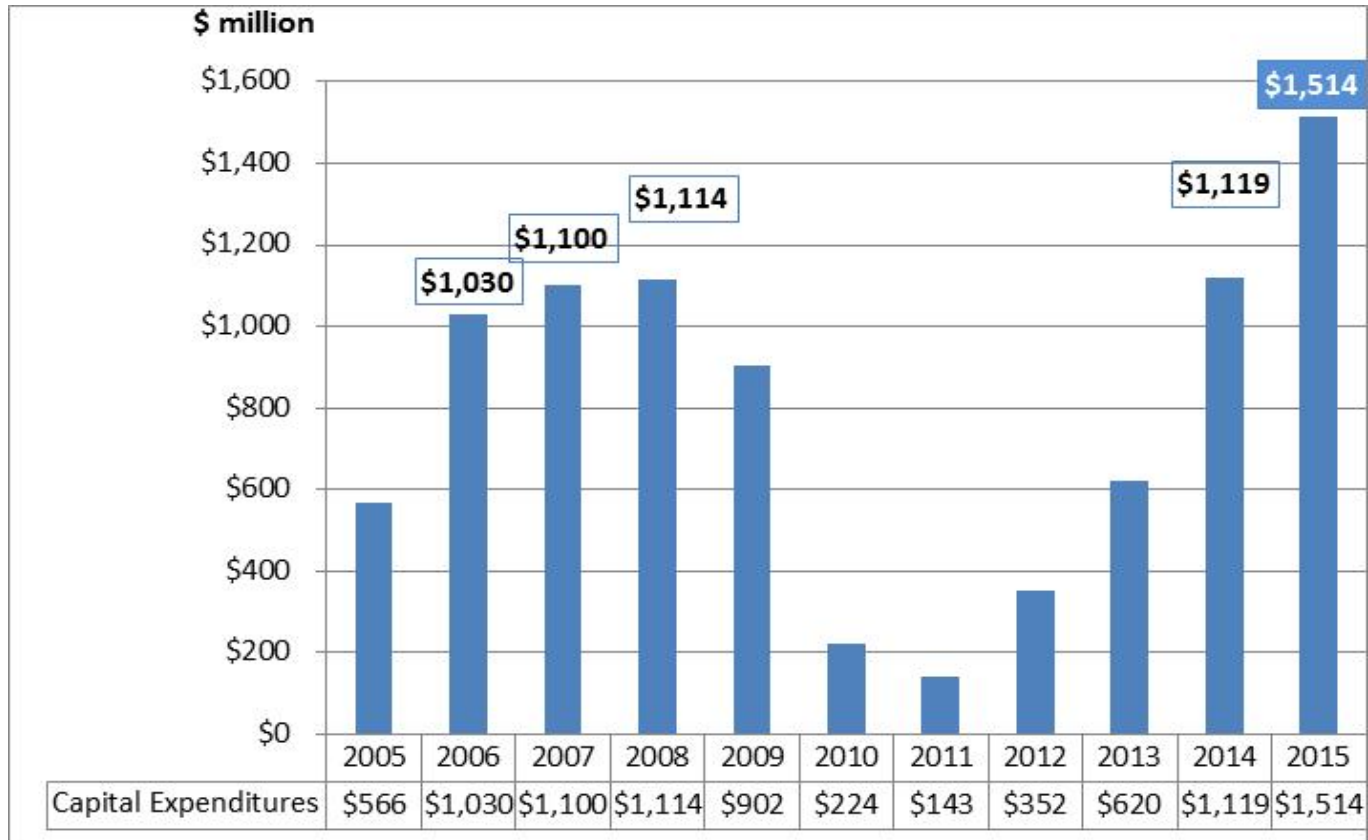
*Capital Program expenses were \$14.9 million more than revised estimate mainly due to utilities and right-of-way expenditures for EOWA*

<i>(\$ millions)</i>	<u>Rev.Est.(Oct)</u>	<u>Act.</u>	<u>\$ Var.</u>	<u>% Var.</u>
Tri-State Tollway (I-94/I-294/I-80)	\$21.3	11.4	(9.9)	
Reagan Memorial Tollway (I-88)	88.9	98.4	9.6	
Jane Addams Memorial Tollway (I-90)	817.4	824.4	7.0	
Veterans Memorial Tollway (I-355)	3.0	0.7	(2.3)	
Open Road Tolling	3.4	2.3	(1.0)	
Systemwide Improvements	157.8	156.7	(1.1)	
Tri-State Tollway (I-294)/I-57 Interchange	15.3	10.3	(4.9)	
Elgin O'Hare Western Access Project	331.5	367.7	36.3	
Illinois Route 53/120/Other Planning Studies	1.4	1.3	(0.3)	
<b><i>Move Illinois and CRP</i></b>	<b><i>\$1,439.8</i></b>	<b><i>\$1.473</i></b>	<b><i>\$33.6</i></b>	<b><i>2.3%</i></b>
Other Capital Projects	58.9	50.1	(8.7)	-14.9%
<b><i>Capital Program Subtotal</i></b>	<b><i>\$1,498.6</i></b>	<b><i>\$1,523.5</i></b>	<b><i>\$24.9</i></b>	<b><i>1.7%</i></b>
Agreement Reimb. and Other Adjust.		(10.0)	(10.0)	N/A
<b><i>Total Capital Program</i></b>	<b><i>\$1,498.6</i></b>	<b><i>\$1,513.5</i></b>	<b><i>\$14.9</i></b>	<b><i>1.0%</i></b>

Note: Numbers may not add to totals due to rounding.



# 2015 Capital Program



# 2015 Summary

- ❑ Revenue was in-line with October revised estimate
- ❑ Maintenance and Operations expenditures were 3.9 percent below budget
- ❑ Debt Service transfers were 0.6 percent lower than revised estimate
- ❑ Capital Program expenditures totaled \$1,514 million

---

# Appendix

# 2015 Revenue – Fourth Quarter

(\$ thousands)

	4th Qtr		Variance	
	October Estimate	Actual	\$	%
Toll Revenue and Evasion Recovery	\$303,749	\$305,589	\$1,840	0.6%
Concessions	507	524	18	3.5%
Investment Income	105	507	402	383.2%
Miscellaneous	2,699	2,070	(629)	-23.3%
<b>Total Revenue</b>	<b>\$307,059</b>	<b>\$308,691</b>	<b>\$1,632</b>	<b>0.5%</b>

Note: Numbers may not add to totals due to rounding.



# 2015 Maintenance and Operations – Fourth Quarter

(\$ thousands)

	4th Qtr		Variance	
	Budget	Actual	\$	%
Payroll and Related Costs	\$41,744	\$40,605	(\$1,139)	-2.7%
Group Insurance	8,419	8,029	(390)	-4.6%
Contractual Services	18,133	17,418	(715)	-3.9%
Materials/Operational Supplies/Other Expenses	4,108	3,037	(1,071)	-26.1%
Utilities	1,768	2,293	525	29.7%
All Other Insurance	3,199	2,691	(507)	-15.9%
Parts and Fuel	2,356	2,598	241	10.2%
Equipment/Office Rental and Maintenance	3,817	3,427	(390)	-10.2%
Other Miscellaneous Expenses	299	382	83	27.6%
Recovery of Expenses	(575)	(795)	(220)	-38.4%
<b>Total Maintenance and Operations Expenditures</b>	<b>\$83,269</b>	<b>\$79,686</b>	<b>(\$3,583)</b>	<b>-4.3%</b>

Note: Numbers may not add to totals due to rounding.

# 2015 Capital Program – Fourth Quarter

(\$ thousands)

	4th Qtr		Variance	
	Revised Estimate	Actual <sup>(1)</sup>	\$	%
Tri-State Tollway (I-94/I-294/I-80)	\$19,066	\$10,495	(\$8,571)	-45.0%
Reagan Memorial Tollway (I-88)	37,293	32,467	(4,826)	-12.9%
Jane Addams Memorial Tollway (I-90)	242,780	282,667	39,887	16.4%
Veterans Memorial Tollway (I-355)	889	298	(591)	-66.5%
Open Road Tolling (ORT)	1,755	470	(1,286)	-73.2%
Systemwide Improvements	48,966	41,573	(7,393)	-15.1%
Tri-State Tollway (I-294)/I-57 Interchange	3,541	(615)	(4,156)	-117.4%
Elgin O'Hare Western Access	79,897	99,690	19,794	24.8%
Illinois Route 53/120/Other Planning Studies	328	294	(34)	-10.5%
<b>Move Illinois and CRP Subtotal</b>	<b>\$434,514</b>	<b>\$467,339</b>	<b>\$32,825</b>	<b>7.6%</b>
"Other" Capital Projects	25,211	16,929	(8,281)	-32.8%
<b>Capital Program Subtotal</b>	<b>\$459,725</b>	<b>\$484,269</b>	<b>\$24,544</b>	<b>5.3%</b>
<b>Intergovernmental Agreement Reimbursement and Other Adjustments <sup>(2)</sup></b>	<b>-</b>	<b>(7,243)</b>	<b>(7,243)</b>	<b>N/A</b>
<b>Total Capital Program Expenditures</b>	<b>\$459,725</b>	<b>\$477,025</b>	<b>\$17,301</b>	<b>3.8%</b>

<sup>(1)</sup> Capital Program Actual included accrued expenses for which payments have not been made as of December 31, 2015.

<sup>(2)</sup> Intergovernmental and Fiber Optic Agreement Reimbursements were for work performed in prior periods.

Note: Numbers may not add to totals due to rounding.

# 2015 Capital Program – *October Estimate vs. Actual*

## *Move Illinois/CRP key variance highlights*

- ❑ **Elgin O’Hare Western Access Project** **\$36.3 million**
  - Schedule changes due to utilities and right-of-way
  
- ❑ **Reagan Memorial Tollway (I-88)** **\$ 9.6**
  - Schedule changes on resurfacing between U.S. Route 30 and U.S. Route 251
  
- ❑ **Jane Addams Memorial Tollway (I-90)**
  - Schedule changes due to utilities **\$24.4**
  - Project cost savings **(\$17.4)**

# 2015 Capital Program – *October Estimate vs. Actual*

## *Move Illinois/CRP key variance highlights*

- Tri-State Tollway (I-94/I-294/I-80)** **(\$9.8) million**
  - *Schedule changes due to timing of design and master plan between 95<sup>th</sup> Street and Balmoral*
- Tri-State Tollway (I-294)/I-57 Interchange** **(\$4.9)**
  - *Schedule changes mainly due to utilities*
- Veterans Memorial Tollway (I-355)** **(\$2.3)**
  - *Schedule changes*
- Systemwide Improvements** **(\$1.1)**
  - *Schedule changes*
- Open Road Tolling** **(\$1.0)**
  - *Schedule changes*

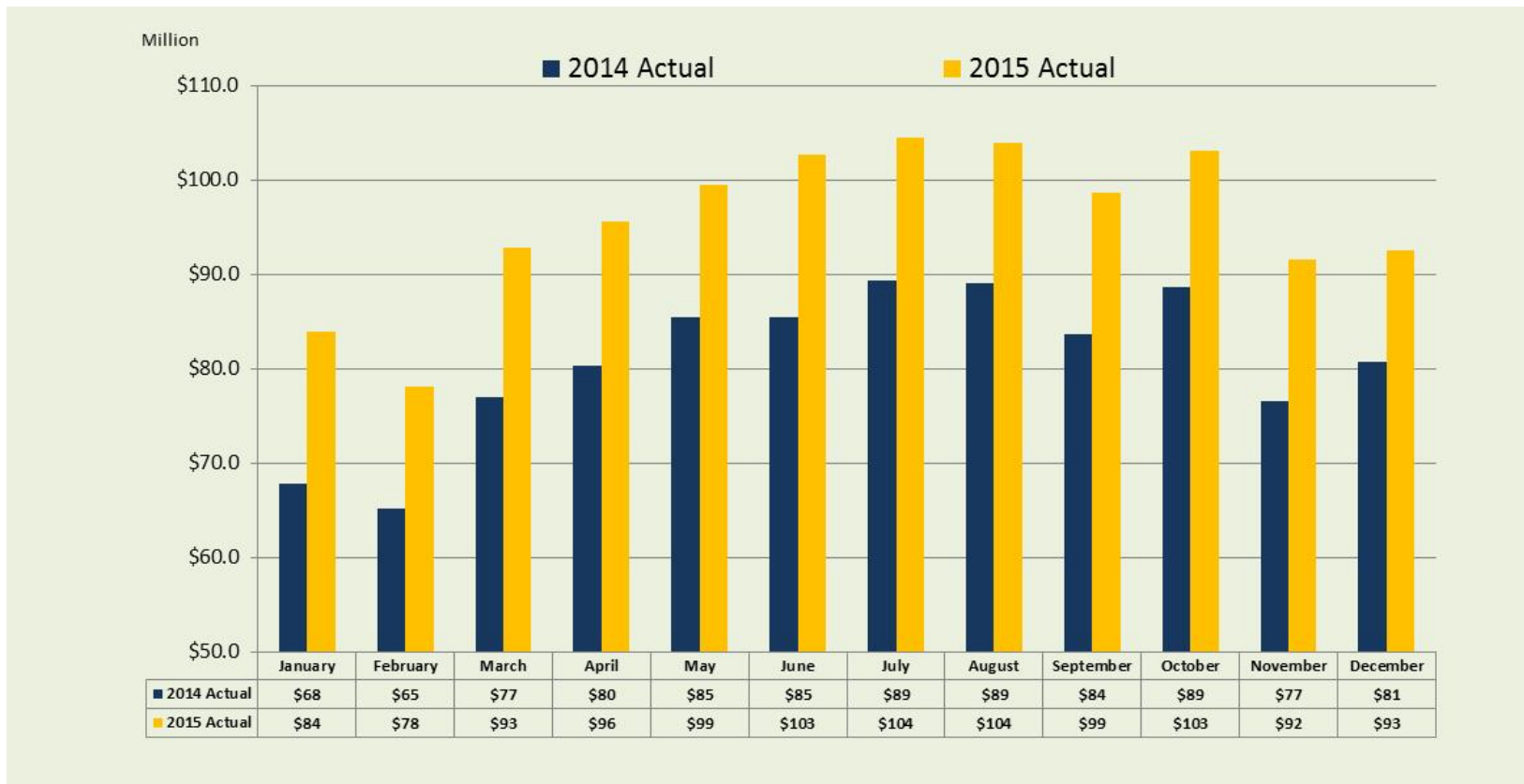
# Revenue – 2015 vs. 2014

(\$ thousands)

	2014	2015	Variance	
			\$	%
Toll Revenue and Evasion Recovery	\$1,022,741	\$1,210,953	\$188,211	18.4%
Concessions	2,097	2,118	21	1.0%
Investment Income	1,041	1,846	805	77.3%
Miscellaneous	10,276	5,547	(4,729)	-46.0%
<b>Total Revenue</b>	<b>\$1,036,156</b>	<b>\$1,220,463</b>	<b>\$184,308</b>	<b>17.8%</b>

Note: Numbers may not add to totals due to rounding.

# Revenue – Monthly – 2015 vs. 2014



Note: Numbers may not add to totals due to rounding.

# Maintenance and Operations - 2015 vs. 2014

(\$ thousands)

	2014	2015	Variance	
			\$	%
Payroll and Related Costs	\$161,319	\$160,800	(\$519)	-0.3%
Group Insurance	29,918	32,364	2,446	8.2%
Contractual Services	55,058	62,443	7,384	13.4%
Materials/Operational Supplies/Other Expenses	10,779	7,277	(3,501)	-32.5%
Utilities	7,372	7,535	163	2.2%
All Other Insurance	11,318	8,217	(3,101)	-27.4%
Parts and Fuel	8,274	6,361	(1,913)	-23.1%
Equipment/Office Rental and Maintenance	15,785	14,825	(961)	-6.1%
Other Miscellaneous Expenses	690	988	298	43.3%
Recovery of Expenses	(2,691)	(2,330)	361	13.4%
<b>Total Maintenance and Operations Expenditures</b>	<b>\$297,821</b>	<b>\$298,479</b>	<b>\$658</b>	<b>0.2%</b>

Note: Numbers may not add to totals due to rounding.

# Capital Program – 2015 vs. 2014

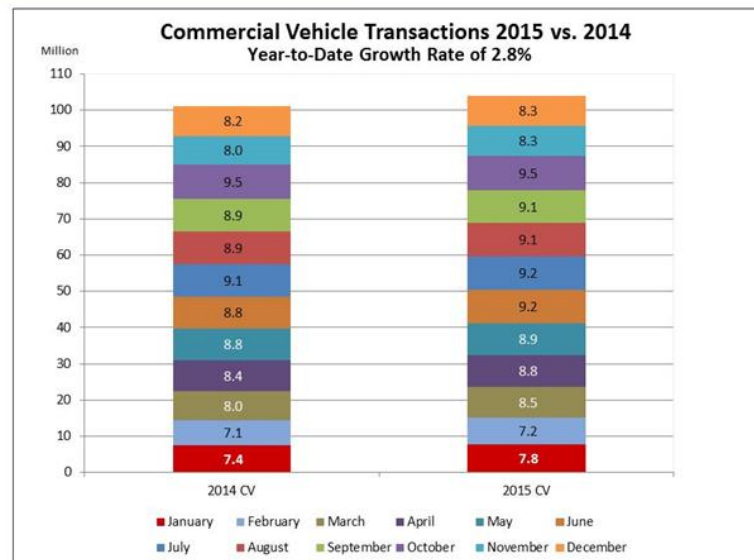
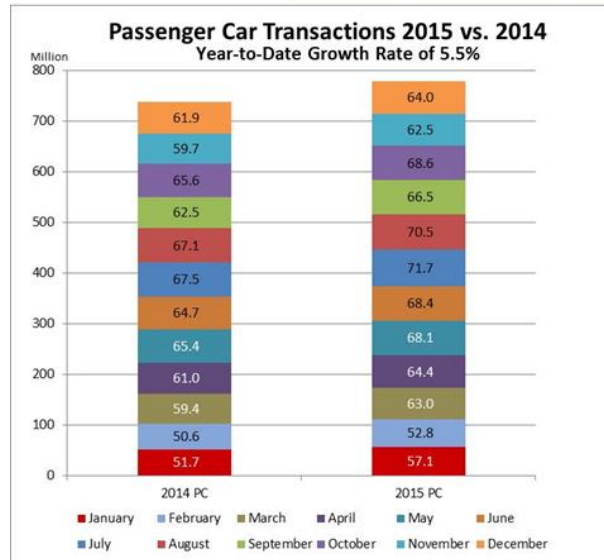
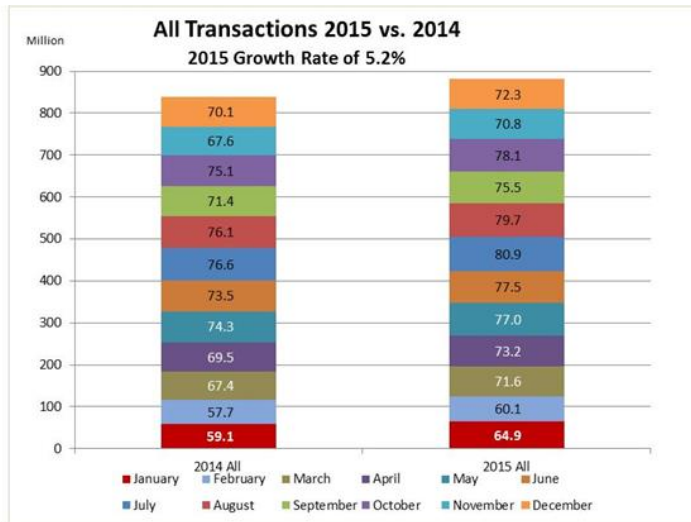
(\$ thousands)

	2014	2015	Variance	
			\$	%
Tri-State Tollway (I-94/I-294/I-80)	\$2,961	\$11,433	\$8,472	286.1%
Reagan Memorial Tollway (I-88)	13,498	98,447	84,949	629.4%
Jane Addams Memorial Tollway (I-90)	616,545	824,381	207,836	33.7%
Veterans Memorial Tollway (I-355)	2,203	671	(1,532)	-69.5%
Open Road Tolling (ORT)	1,870	2,341	471	25.2%
Systemwide Improvements	162,367	156,719	(5,648)	-3.5%
Tri-State Tollway (I-294)/I-57 Interchange	40,946	10,333	(30,614)	-74.8%
Elgin O'Hare Western Access	241,652	367,709	126,058	52.2%
Illinois Route 53/120/Other Planning Studies	1,517	1,341	(176)	-11.6%
<b>Move Illinois &amp; CRP Subtotal</b>	<b>\$1,083,558</b>	<b>\$1,473,375</b>	<b>\$389,817</b>	<b>36.0%</b>
"Other" Capital Projects	50,551	50,107	(444)	-0.9%
<b>Capital Program Subtotal</b>	<b>\$1,134,110</b>	<b>\$1,523,482</b>	<b>\$389,373</b>	<b>34.3%</b>
Agreement Reimbursements and Other Adjustments	(\$14,784)	(9,967)	\$4,817	-32.6%
<b>Total Capital Program Expenditures</b>	<b>\$1,119,326</b>	<b>\$1,513,515</b>	<b>\$394,189</b>	<b>35.2%</b>

Note: Numbers may not add to totals due to rounding.



# 2015 vs. 2014 Transactions – Year-Over-Year





---

**THANK YOU**