

# ILLINOIS TOLLWAY MAY 2026 REPORTING

## MONTHLY ENGINEERING RESOURCES

---

- Capital Program Summary
- Central Tri-State Tollway (I-294) Project
- I-490 Tollway Project
- Systemwide Improvements



*Detailed information provided for Central Tri-State Tollway (I-294) Project, I-490 Tollway Project and M&O-funded contracts only.*





**Move Illinois Budget Summary**

Preliminary as of April 30, 2026

Program Element	Current Budget (millions)	Total Obligations (millions)	Budget Remaining (millions)
Tri-State Tollway (I-94/I-294/I-80)	\$4,359.5	\$4,329.8	\$29.6
Reagan Memorial Tollway (I-88)	\$342.4	\$342.2	\$0.2
Jane Addams Memorial Tollway (I-90)	\$2,346.0	\$2,329.1	\$17.0
Veterans Memorial Tollway (I-355)	\$169.9	\$169.7	\$0.1
Systemwide Improvements (SW)	\$3,100.4	\$2,356.1	\$744.3
Tri-State (I-294)/I-57 Interchange	\$310.0	\$307.5	\$2.5
Elgin O'Hare Western Access (EOWA)	\$4,325.4	\$3,756.5	\$568.8
Other Emerging Projects	\$264.6	\$248.1	\$16.5
<b>Move Illinois Total</b>	<b>\$15,218.1</b>	<b>\$13,839.1</b>	<b>\$1,379.0</b>

**May Board Engineering Agenda Items**

Project	Project Description	Firm Name	Service Type	Current Budget (millions)	Total Obligations (millions)	Budget Remaining (millions)	Board Item #
<b>Reagan Memorial Tollway (I-88)</b>				<b>\$342,386,556</b>	<b>\$342,198,324</b>	<b>\$188,232</b>	
4943	I-88, York Road Bridge Reconstruction, Phase III Construction Management Services	Pinpoint Precision, LLC	Professional Services - Supplement		\$188,232		5
<b>Total After Board Awards</b>					<b>\$342,386,556</b>	<b>\$0</b>	
<b>Tri-State Tollway (I-94/I-294/I-80)</b>				<b>\$4,359,457,956</b>	<b>\$4,329,833,321</b>	<b>\$29,624,635</b>	
4808	I-294, Rdwy Recon/Wid, Hinsdale Oasis to Ogden - CM Services	GFT Gonzalez / Burns & McDonnell (GFGCBM team)	Professional Services - Supplement		\$500,000		4
<b>Total After Board Awards</b>					<b>\$4,330,333,321</b>	<b>\$29,124,635</b>	



*Bridging the Future* Budget Summary

Preliminary as of April 30, 2026

Program Element	Current Budget (millions)	Total Obligations (millions)	Budget Remaining (millions)
Connecting Infrastructure	\$258.0	\$44.7	\$213.3
Preparing For Tomorrow	\$338.8	\$0.0	\$338.8
Improving Mobility	\$782.9	\$160.8	\$622.0
Modernizing The System	\$620.4	\$132.3	\$488.0
<b><i>Bridging the Future</i> Total</b>	<b>\$2,000.0</b>	<b>\$337.9</b>	<b>\$1,662.1</b>

May Board Engineering Agenda Items

Project	Project Description	Firm Name	Service Type	Current Budget (millions)	Total Obligations (millions)	Budget Remaining (millions)	Board Item #
<b>Modernizing The System</b>				<b>\$620,350,201</b>	<b>\$132,315,125</b>	<b>\$488,035,076</b>	
2037	I-355 Pavement and Structural Rehabilitation I-55 to Army Trail Rd.	K-Five Construction Corporation	Construction - Award		\$8,639,778		1
2024	Tri-State Bridge Rehabilitation on I-94 Deerfield Rd. to Lake Cook Rd. and I-294 Algonquin Rd. to Sanders Rd.	Rausch Infrastructure, LLC	Construction - Award		\$5,300,514		2
2034	S/W Structural Rehabilitation	Lorig Construction Company	Construction - Award		\$5,847,539		3
<b>Total After Board Awards</b>					<b>\$152,102,956</b>	<b>\$468,247,245</b>	

# MOVE ILLINOIS CAPITAL PROGRAM

DATA THROUGH APRIL 2026



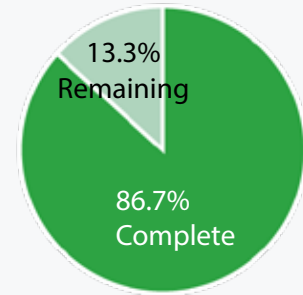
The Illinois Tollway is in year 14 of the 16-year, \$15 billion capital program, *Move Illinois: The Illinois Tollway Driving the Future.*

## MOVE ILLINOIS PROGRAM BUDGET OVERVIEW (2012-2026)

**\$13.8 billion** or **90.1%** of the program budget committed

- **\$8.8 billion**, or approximately **57.8%**, in construction work
- **\$3.3 billion**, or approximately **21.7%**, in consultant services
- **\$1.7 billion**, or approximately **11.2%**, in other costs (utilities, ROW, misc.)
- **\$265.8 million** in reimbursement agreements has been approved; reducing overall program costs by **1.7%**

**86.7%** of the *Move Illinois* Program is complete (work in place)



## PROGRAM EXPENDITURES (2012-2026)



## PROGRAM BUDGET BY CORRIDOR (2012-2026)

Program Element	Current Budget (millions)	Original Awards to Date (millions)	Contract Changes (CO/EWO/Supp.) (millions)	Total Obligations* (millions)	Budget Remaining (millions)
I-94/I-294/I-80	\$4,359.5	\$4,007.2	\$322.6	\$4,329.8	\$29.6
I-88	\$342.4	\$339.8	\$2.6	\$342.2	\$0.2
I-90	\$2,346.0	\$2,247.6	\$81.5	\$2,329.1	\$17.0
I-355	\$169.9	\$156.1	\$13.6	\$169.7	\$0.1
SW	\$3,100.4	\$2,042.4	\$313.7	\$2,356.1	\$744.3
I-294/I-57	\$310.0	\$294.8	\$12.7	\$307.5	\$2.5
EOWA	\$4,325.4	\$3,461.7	\$294.9	\$3,756.5	\$568.8
Other emerging projects	\$264.6	\$255.7	(\$7.6)	\$248.1	\$16.5
<b>Totals</b>	<b>\$15,218.1</b>	<b>\$12,805.4</b>	<b>\$1,033.9</b>	<b>\$13,839.1</b>	<b>\$1,379.0</b>

\*Total Obligations = Original Awards to Date + Contract Changes (CO/EWO/Supplements)

NOTE: \$572.2 million of additional Right of Way and Utility Authorizations reclassified from Contract Changes to Original Awards to Date

## PROGRAM METRICS (2012-2026)

Created or sustained up to **152,930** jobs

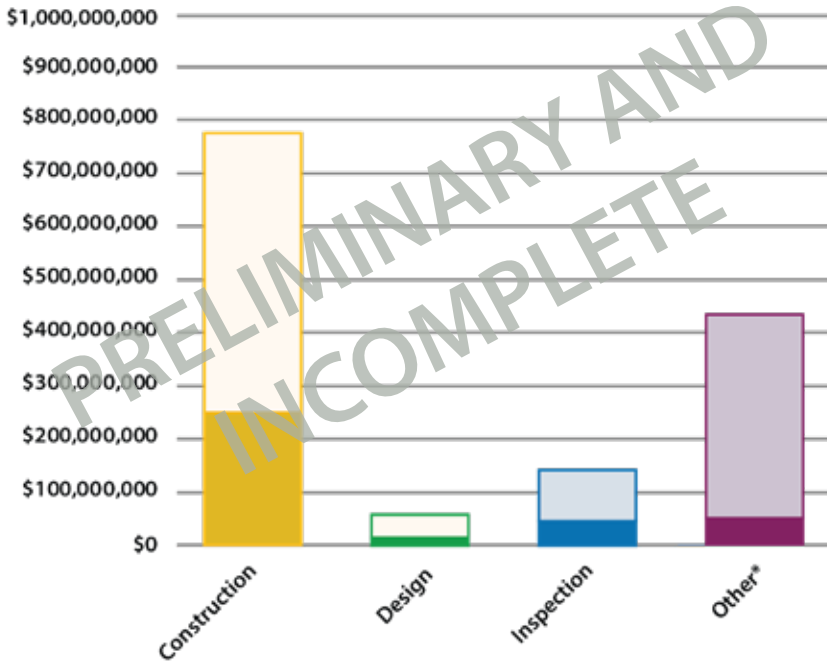
Awarded **932** construction and professional services contracts

Closed out **781** construction and professional services contracts

# MOVE ILLINOIS CAPITAL PROGRAM

DATA THROUGH APRIL 2026

## 2026 PROGRAM PROGRESS (THROUGH APRIL 2026)



## 2026 PROGRAM METRICS (THROUGH APRIL 2026)

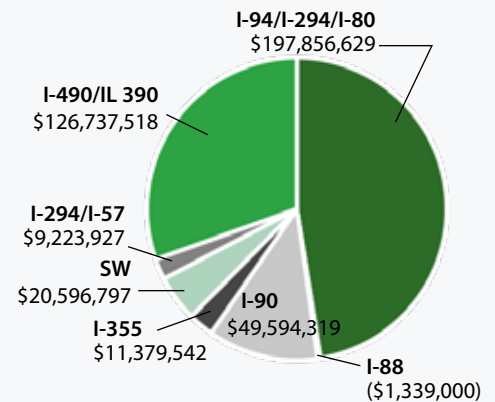
Awarded **5** construction and professional services contracts

Awarded **3** construction contracts less than \$10 million

Closed out **28** construction and professional services contracts

## CHANGE ORDERS AND EXTRA WORK ORDERS (2012-APRIL 2026)

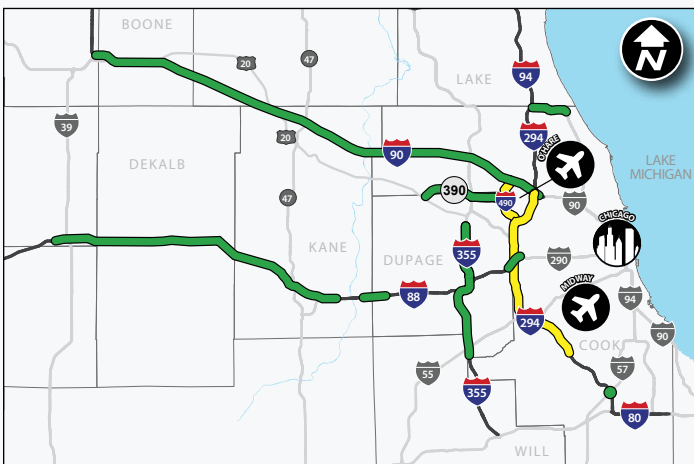
**\$418,678,298** executed  
**5.09%** of program award



2026 YTD	2026 Estimated Expenditures	Progress Through April 2026**	Percent Complete
Construction	\$670,936,320	\$215,249,606	32%
Design	\$34,953,951	\$8,996,862	26%
Inspection	\$109,502,129	\$35,704,898	33%
Other*	\$289,002,636	\$33,503,929	12%
<b>Total</b>	<b>\$1,104,395,036</b>	<b>\$293,455,296</b>	<b>27%</b>

\*Other includes non-roadway, right-of-way, utilities and third-party payments.  
\*\*Financial data presented is preliminary, unaudited and subject to change.  
Preliminary financials are provided, as end-of-year data will be confirmed with the closing of the general ledger.

## MOVE ILLINOIS PROGRAM PROGRESS MAP



### COMPLETED

- Jane Addams Memorial Tollway (I-90) Rebuilding and Widening
- Illinois Route 390 Tollway Construction
- Existing System Needs – Reagan Memorial Tollway (I-88), Veterans Memorial Tollway (I-355), Edens Spur Tollway (I-94)
- Tri-State Tollway (I-294)/I-57 Interchange

### CONSTRUCTION UNDERWAY

- I-490 Tollway Construction
- Central Tri-State Tollway (I-294) Reconstruction
- Systemwide Improvements

# CENTRAL TRI-STATE TOLLWAY (I-294) PROJECT

DATA THROUGH APRIL 2026

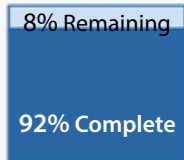


- Reconstructing and widening 22 miles of I-294 from Balmoral Avenue to 95th Street

## TOTAL PROJECT SPEND

**\$4,059,621,470** project budget

- \$3,749,027,181 spent
- \$310,594,289 remaining

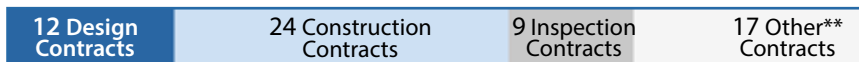


## CONTRACT STATUS

**164** contracts awarded



**62** active contracts

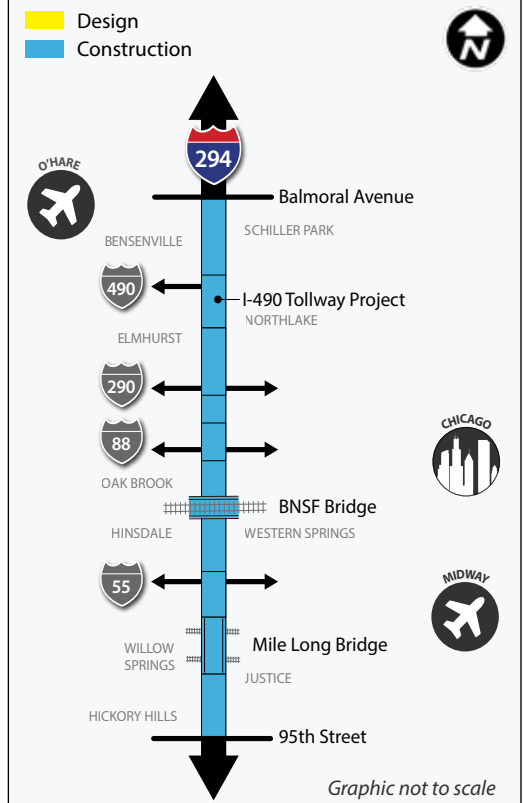


\*\*Includes non-roadway, right-of-way, utilities and third-party work

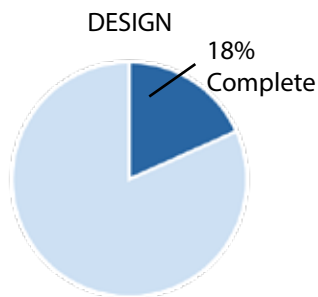
## CHANGE ORDERS AND EXTRA WORK ORDERS

- \$189,076,856** executed
- 7.1%** of award

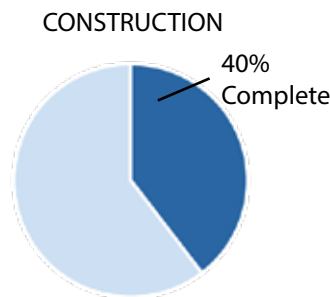
## CORRIDOR STATUS DIAGRAM



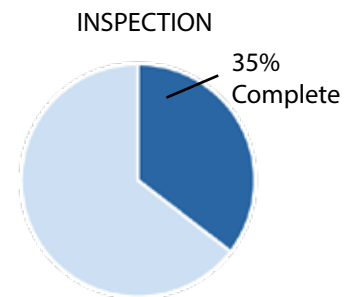
## 2026 PROJECT PROGRESS BY PHASE



2026 Budget: \$5,130,832  
Spent: \$939,408

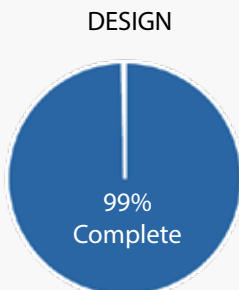


2026 Budget: \$256,432,608  
Spent: \$101,525,051

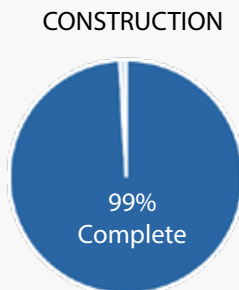


2026 Budget: \$29,113,125  
Spent: \$10,323,582

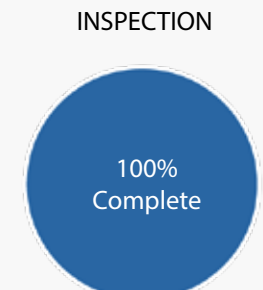
## CENTRAL TRI-STATE BUDGET COMMITTED BY PHASE



Anticipated Total Cost: \$410,508,800  
Committed: \$409,326,710



Anticipated Total Cost: \$2,894,190,925  
Committed: \$2,868,915,474



Anticipated Total Cost: \$445,825,747  
Committed: \$448,804,187

# ELGIN O'HARE WESTERN ACCESS (EOWA) PROJECT

## I-490 AND ILLINOIS ROUTE 390 TOLLWAYS – DATA THROUGH APRIL 2026

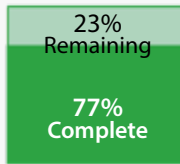


The I-490 Tollway, coupled with the new Illinois Route 390 Tollway, will provide 17 miles of new toll roads and direct access to O'Hare International Airport.

### TOTAL PROJECT SPEND

**\$4,325,376,459** project budget

- \$3,342,257,233 spent
- \$983,119,227 remaining

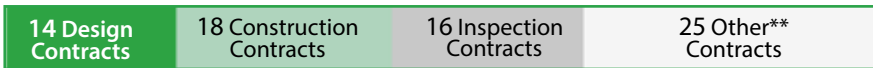


### CONTRACT STATUS

**175** contracts awarded



**73** active contracts

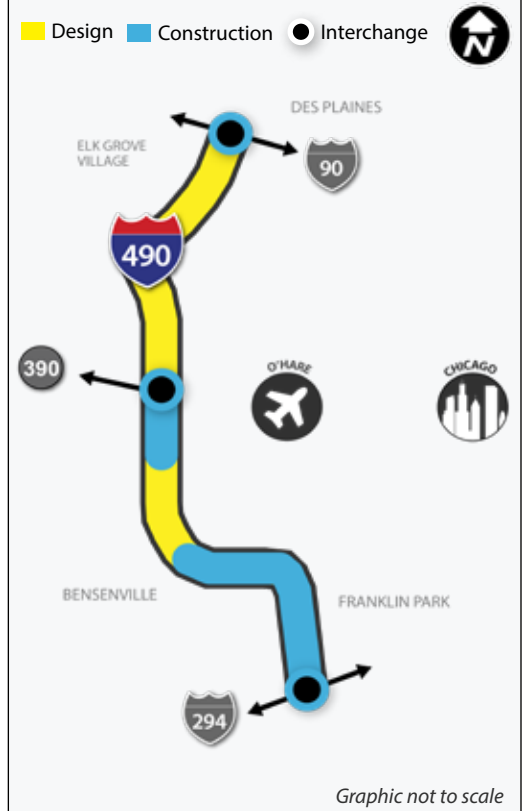


\*\*Includes non-roadway, right-of-way, utilities and third-party work

### CHANGE ORDERS AND EXTRA WORK ORDERS

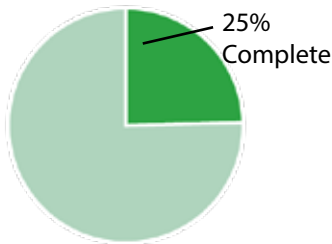
- **\$126,737,518** executed
- **6.8%** of award

### I-490 CORRIDOR STATUS DIAGRAM



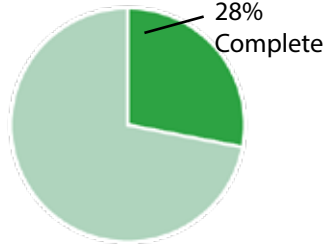
### 2026 PROJECT PROGRESS BY PHASE

#### DESIGN



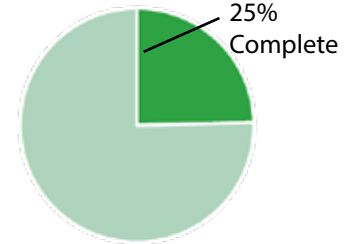
2026 Budget: \$7,735,316  
Spent: \$1,907,230

#### CONSTRUCTION



2026 Budget: \$295,629,413  
Spent: \$82,928,503

#### INSPECTION



2026 Budget: \$34,488,567  
Spent: \$8,491,438

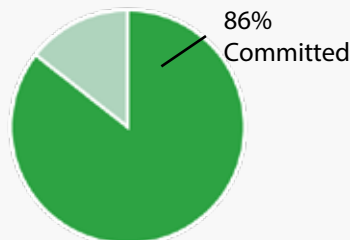
### ILLINOIS ROUTE 390 AND I-490 BUDGET COMMITTED BY PHASE

#### DESIGN



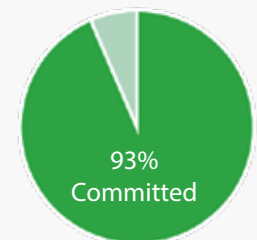
Anticipated Total Cost: \$447,968,683  
Committed: \$448,285,791

#### CONSTRUCTION



Anticipated Total Cost: \$2,349,137,750  
Committed: \$2,010,392,170

#### INSPECTION



Anticipated Total Cost: \$327,587,050  
Committed: \$306,265,318

# SYSTEMWIDE CONTRACT STATUS

DATA THROUGH APRIL 2026

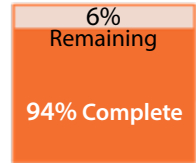


## 2026 PROJECT HIGHLIGHTS

- York Road Bridge over I-88 Ramps Reconstruction
- M-1 Maintenance Facility Improvements
- Pavement and Bridge Repairs on I-90
- Pavement Repairs Systemwide
- I-94 Drainage Improvements

## TOTAL PROJECT SPEND

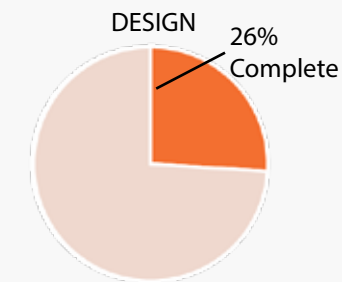
- \$1,148,829,045** project budget
- **\$1,075,553,277** spent
  - **\$73,275,768** remaining



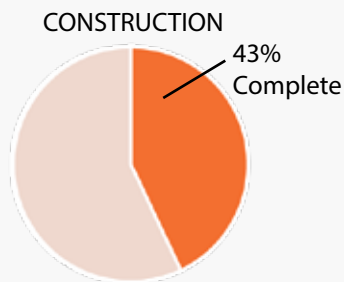
## 2026 CONSTRUCTION CONTRACT STATUS

- Construction contracts awarded: **1**
- Current board contracts: **0**
- Anticipated future 2025 construction contracts: **0**

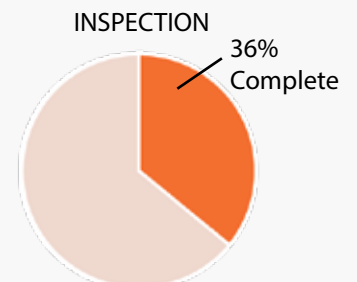
## 2026 SYSTEMWIDE BUDGET BY PHASE



2026 Budget: \$10,229,823  
Spent: \$2,656,900

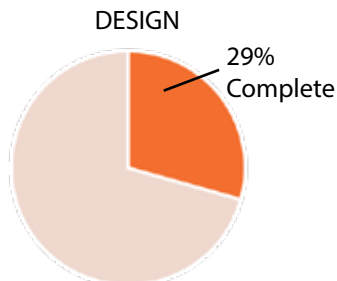


2026 Budget: \$27,041,556  
Spent: \$11,622,682

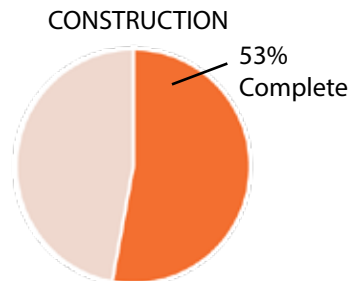


2026 Budget: \$10,619,888  
Spent: \$3,816,193

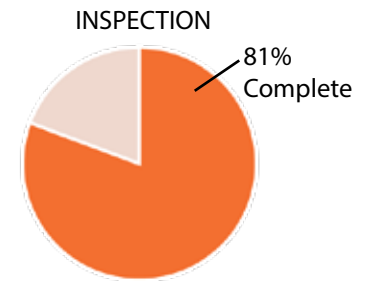
## 2026 MAINTENANCE FACILITY BUDGET BY PHASE



2026 Budget: \$3,162,983  
Spent: \$929,044

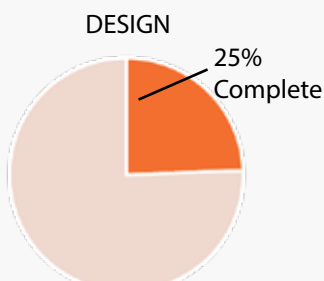


2026 Budget: \$5,966,545  
Spent: \$3,157,103

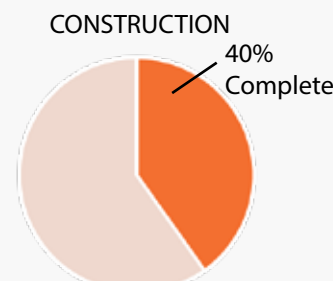


2026 Budget: \$928,514  
Spent: \$749,452

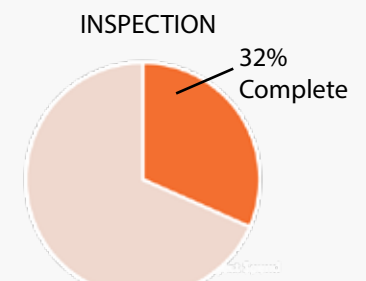
## 2026 BRIDGE, PAVEMENT, SAFETY APPURTENANCE AND RAMP REPAIRS BUDGET BY PHASE



2026 Budget: \$7,066,841  
Spent: \$1,727,856



2026 Budget: \$21,075,011  
Spent: \$8,465,578



2026 Budget: \$9,691,374  
Spent: \$3,066,741