

ILLINOIS TOLLWAY JANUARY 2026 REPORTING

MONTHLY ENGINEERING RESOURCES

- Capital Program Summary
- Central Tri-State Tollway (I-294) Project
- I-490 Tollway Project
- Systemwide Improvements



Detailed information provided for Central Tri-State Tollway (I-294) Project,
I-490 Tollway Project and M&O-funded contracts only.





Move Illinois Budget Summary

Preliminary as of December 31, 2025

Program Element	Current Budget (millions)	Total Obligations (millions)	Budget Remaining (millions)
Tri-State Tollway (I-94/I-294/I-80)	\$4,295.7	\$4,305.1	(\$9.4)
Reagan Memorial Tollway (I-88)	\$347.1	\$342.6	\$4.6
Jane Addams Memorial Tollway (I-90)	\$2,370.5	\$2,329.2	\$41.3
Veterans Memorial Tollway (I-355)	\$182.5	\$169.7	\$12.8
Systemwide Improvements (SW)	\$3,192.4	\$2,334.0	\$858.4
Tri-State (I-294)/I-57 Interchange	\$310.0	\$307.6	\$2.4
Elgin O'Hare Western Access (EOWA)	\$4,269.1	\$3,679.3	\$589.8
Other Emerging Projects	\$250.7	\$245.1	\$5.6
Move Illinois Total	\$15,218.1	\$13,712.6	\$1,505.5

January Board Engineering Agenda Items

Project	Project Description	Firm Name	Service Type	Current Budget (millions)	Total Obligations (millions)	Budget Remaining (millions)	Board Item #
Systemwide Improvements (SW)				\$3,192,437,869	\$2,334,021,320	\$858,416,549	
4469	S/W, Brdg Recon, Bypass U.S. 20 Bridge over I-90 Design Services - Supplement 2	Rubinos & Mesia Engineers, Inc.	Professional Services - Supplement		\$892,000		4
Total After Board Awards					\$2,334,913,320	\$857,524,549	
Elgin O'Hare Western Access (EOWA)				\$4,269,139,478	\$3,679,349,823	\$589,789,655	
4766	I-490 Roadway Construction, Irving Park Road to Devon Avenue	OHLA Central, Inc./Judlau Contracting, Inc. (JV)	Construction - Award		\$38,218,135		1
4746	I-490 Roadway Construction at Touhy Avenue - CO/EWO for Sanitary Sewer Installation	F.H. Paschen, S.N. Nielsen & Associates, LLC	Construction - Supplement		\$770,000		3
Total After Board Awards					\$3,718,337,958	\$550,801,520	
Tri-State Tollway (I-94/I-294/I-80)				\$4,295,700,000	\$4,305,119,239	-\$9,419,239	
4478	I-294, Roadway Reconstruction and Widening, St. Charles Road to North Avenue/Lake Street - CM Services - Supplement 3	HR Green, Inc.	Professional Services - Supplement		\$1,000,000		5
Total After Board Awards					\$4,306,119,239	-\$10,419,239	


Bridging the Future Budget Summary

Preliminary as of December 31, 2025

Program Element	Current Budget (millions)	Total Obligations (millions)	Budget Remaining (millions)
Connecting Infrastructure	\$258.0	\$43.0	\$215.0
Preparing For Tomorrow	\$485.0	\$0.0	\$485.0
Improving Mobility	\$725.0	\$72.0	\$653.0
Modernizing The System	\$532.0	\$53.0	\$479.0
Bridging the Future Total	\$2,000.0	\$168.0	\$1,832.0

January Board Engineering Agenda Items

Project	Project Description	Firm Name	Service Type	Current Budget (millions)	Total Obligations (millions)	Budget Remaining (millions)	Board Item #
Improving Mobility				\$725,000,000	\$72,037,596	\$652,962,404	
2027	I-294 Landscape Planting Improvements I-55 to Cermak Rd.	Natural Creations Landscaping, Inc.	Construction - Award		\$2,999,989		2
Total After Board Awards					\$75,037,584	\$649,962,416	

MOVE ILLINOIS CAPITAL PROGRAM

DATA THROUGH DECEMBER 2025



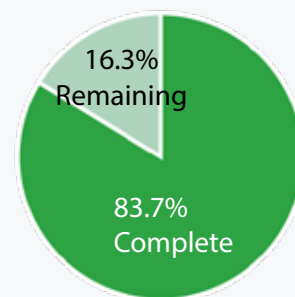
The Illinois Tollway is in year 14 of the 16-year, \$15 billion capital program, *Move Illinois: The Illinois Tollway Driving the Future*.

MOVE ILLINOIS PROGRAM BUDGET OVERVIEW (2012-2025)

\$13.7 billion or **90.1%** of the program budget committed

- \$8.7 billion**, or approximately **56.9%**, in construction work
- \$3.3 billion**, or approximately **21.3%**, in consultant services
- \$1.7 billion**, or approximately **11.3%**, in other costs (utilities, ROW, misc.)
- \$265.7 million** in reimbursement agreements has been approved; reducing overall program costs by **1.8%**

83.7% of the *Move Illinois* Program is complete (work in place)



PROGRAM EXPENDITURES (2012-2025)



PROGRAM BUDGET BY CORRIDOR (2012-2025)

Program Element	Current Budget (millions)	Original Awards to Date (millions)	Contract Changes (CO/EWO/Supp.) (millions)	Total Obligations* (millions)	Budget Remaining (millions)
I-94/I-294/I-80	\$4,295.7	\$3,983.9	\$321.2	\$4,305.1	(\$9.4)
I-88	\$347.1	\$339.8	\$2.8	\$342.6	\$4.6
I-90	\$2,370.5	\$2,247.6	\$81.6	\$2,329.2	\$41.3
I-355	\$182.5	\$156.1	\$13.6	\$169.7	\$12.8
SW	\$3,192.4	\$2,031.8	\$302.2	\$2,334.0	\$858.4
I-294/I-57	\$310.0	\$294.8	\$12.7	\$307.6	\$2.4
EOWA	\$4,269.1	\$3,411.9	\$267.5	\$3,679.3	\$589.8
Other emerging projects	\$250.7	\$254.7	(\$9.6)	\$245.1	\$5.6
Totals	\$15,218.1	\$12,720.7	\$991.9	\$13,712.6	\$1,505.5

*Total Obligations = Original Awards to Date + Contract Changes (CO/EWO/Supplements)

NOTE: \$572.2 million of additional Right of Way and Utility Authorizations reclassified from Contract Changes to Original Awards to Date

PROGRAM METRICS (2012-2025)

Created or sustained up to
149,280 jobs

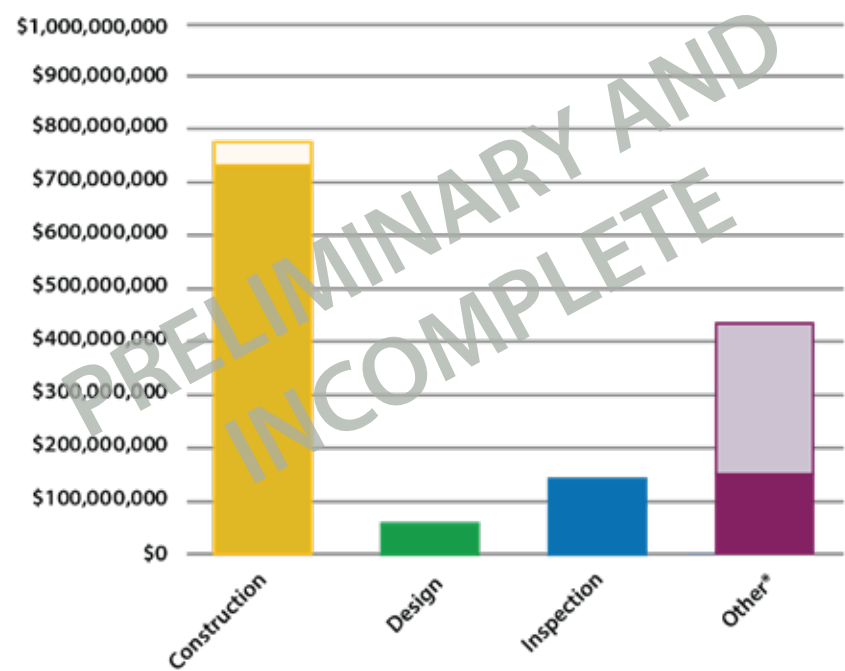
Awarded **925** construction and professional services contracts

Closed out **753** construction and professional services contracts

MOVE ILLINOIS CAPITAL PROGRAM

DATA THROUGH DECEMBER 2025

2025 PROGRAM PROGRESS (THROUGH DECEMBER 2025)



2025 YTD	2025 Estimated Expenditures	Progress Through December 2025**	Percent Complete
Construction	\$720,844,073	\$679,776,564	94%
Design	\$45,305,237	\$41,202,831	91%
Inspection	\$112,121,220	\$132,965,332	119%
Other*	\$269,264,760	\$93,166,671	35%
Total	\$1,147,535,290	\$947,111,398	83%

*Other includes non-roadway, right-of-way, utilities and third-party payments.
**Financial data presented is preliminary, unaudited and subject to change.
Preliminary financials are provided, as end-of-year data will be confirmed with the closing of the general ledger.

2025 PROGRAM METRICS (THROUGH DECEMBER 2025)

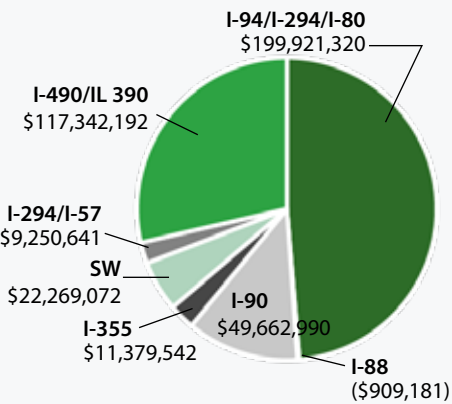
Awarded **31** construction and professional services contracts

Awarded **9** construction contracts less than \$10 million

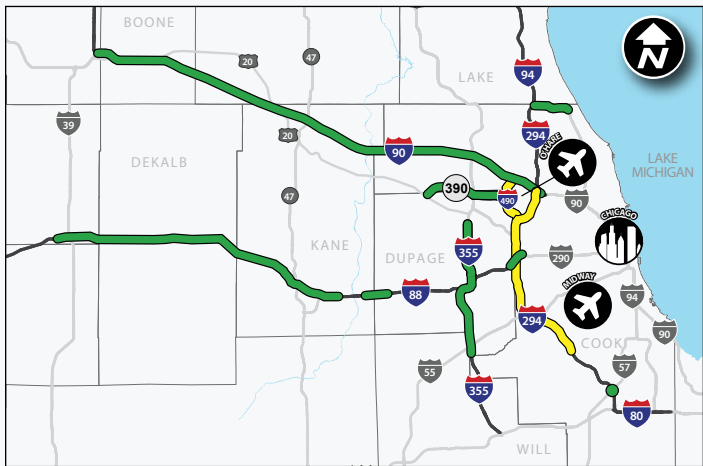
Closed out **78** construction and professional services contracts

CHANGE ORDERS AND EXTRA WORK ORDERS (2012-DECEMBER 2025)

\$412,208,022 executed
5.04% of program award



MOVE ILLINOIS PROGRAM PROGRESS MAP



COMPLETED

- Jane Addams Memorial Tollway (I-90) Rebuilding and Widening
- Illinois Route 390 Tollway Construction
- Existing System Needs – Reagan Memorial Tollway (I-88), Veterans Memorial Tollway (I-355), Edens Spur Tollway (I-94)
- Tri-State Tollway (I-294)/I-57 Interchange

CONSTRUCTION UNDERWAY

- I-490 Tollway Construction
- Central Tri-State Tollway (I-294) Reconstruction
- Systemwide Improvements

CENTRAL TRI-STATE TOLLWAY (I-294) PROJECT

DATA THROUGH DECEMBER 2025



- Reconstructing and widening 22 miles of I-294 from Balmoral Avenue to 95th Street

TOTAL PROJECT SPEND

\$4,047,693,288 project budget

- \$3,703,746,063 spent
- \$343,947,226 remaining

8% Remaining

92% Complete

CONTRACT STATUS

164 contracts awarded

97 Contracts
Closed Out

67 Active
Contracts

67 active contracts

12 Design
Contracts

25 Construction
Contracts

11 Inspection
Contracts

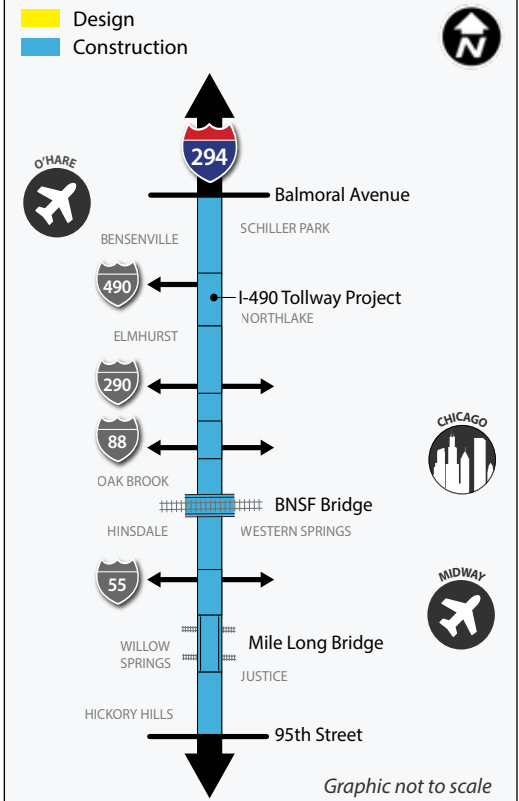
19 Other**
Contracts

**Includes non-roadway, right-of-way, utilities and third-party work

CHANGE ORDERS AND EXTRA WORK ORDERS

- \$190,984,644** executed
- 7.1%** of award

CORRIDOR STATUS DIAGRAM



2025 PROJECT PROGRESS BY PHASE

DESIGN



2025 Budget: \$6,623,573
Spent: \$6,979,623

CONSTRUCTION



2025 Budget: \$218,343,982
Spent: \$302,587,989

INSPECTION



2025 Budget: \$33,486,682
Spent: \$40,357,041

CENTRAL TRI-STATE BUDGET COMMITTED BY PHASE

DESIGN



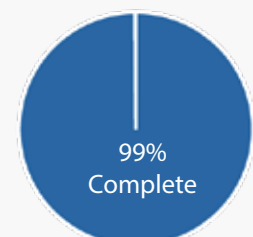
Anticipated Total Cost: \$408,101,812
Committed: \$409,922,095

CONSTRUCTION



Anticipated Total Cost: \$2,891,763,612
Committed: \$2,951,913,509

INSPECTION



Anticipated Total Cost: \$446,344,345
Committed: \$445,824,854

ELGIN O'HARE WESTERN ACCESS (EOWA) PROJECT

I-490 AND ILLINOIS ROUTE 390 TOLLWAYS – DATA THROUGH DECEMBER 2025



The I-490 Tollway, coupled with the new Illinois Route 390 Tollway, will provide 17 miles of new toll roads and direct access to O'Hare International Airport.

TOTAL PROJECT SPEND

\$4,269,139,478 project budget

- \$3,234,078,503 spent
- \$1,035,060,974 remaining

24%
Remaining

76%
Complete

CONTRACT STATUS

173 contracts awarded

106 Contracts Closed Out

67 Active Contracts

67 active contracts

16 Design
Contracts

19 Construction
Contracts

15 Inspection
Contracts

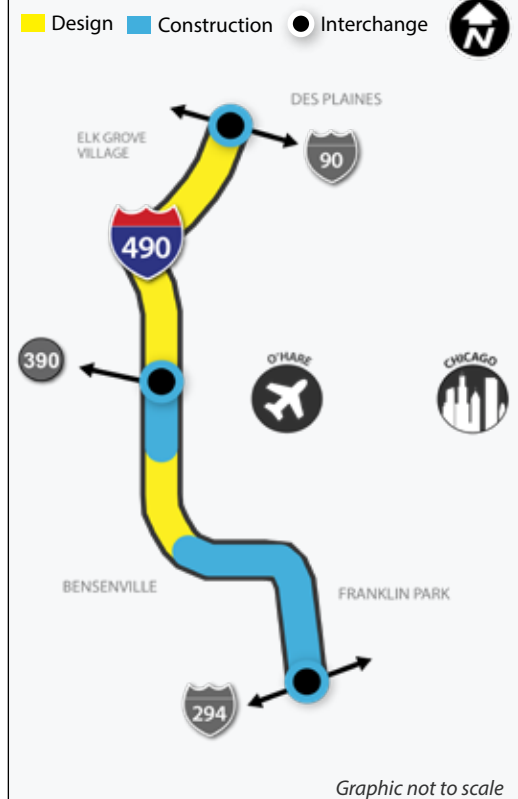
17 Other**
Contracts

**Includes non-roadway, right-of-way, utilities and third-party work

CHANGE ORDERS AND EXTRA WORK ORDERS

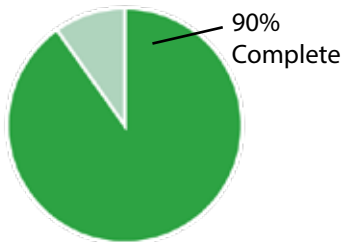
- **\$117,342,192** executed
- **6.4%** of award

I-490 CORRIDOR STATUS DIAGRAM



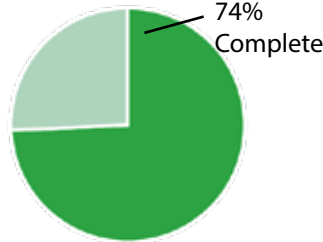
2025 PROJECT PROGRESS BY PHASE

DESIGN



2025 Budget: \$15,868,675
Spent: \$14,307,357

CONSTRUCTION



2025 Budget: \$333,485,739
Spent: \$247,736,617

INSPECTION



2025 Budget: \$28,145,083
Spent: \$32,929,076

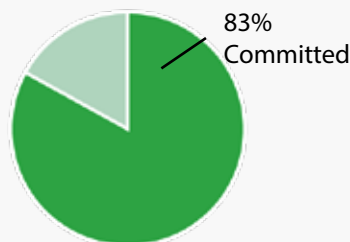
ILLINOIS ROUTE 390 AND I-490 BUDGET COMMITTED BY PHASE

DESIGN



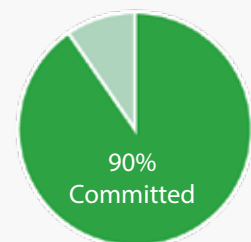
Anticipated Total Cost: \$443,968,571
Committed: \$443,871,968

CONSTRUCTION



Anticipated Total Cost: \$2,353,632,451
Committed: \$1,954,270,373

INSPECTION



Anticipated Total Cost: \$333,372,468
Committed: \$301,193,318

SYSTEMWIDE CONTRACT STATUS

DATA THROUGH DECEMBER 2025



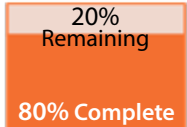
2025 PROJECT HIGHLIGHTS

- York Road Bridge over I-88 Ramps Reconstruction
- M-1 Maintenance Facility Improvements
- Pavement and Bridge Repairs on I-90
- Pavement Repairs Systemwide
- I-94 Drainage Improvements

TOTAL PROJECT SPEND

\$1,313,887,144 project budget

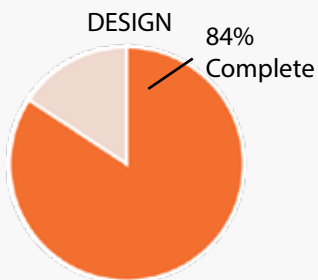
- \$1,056,591,045 spent
- \$257,296,099 remaining



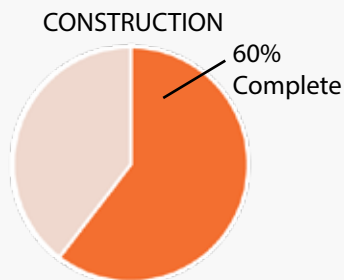
2025 CONSTRUCTION CONTRACT STATUS

- Construction contracts awarded: **8**
- Current board contracts: **0**
- Anticipated future 2025 construction contracts: **0**

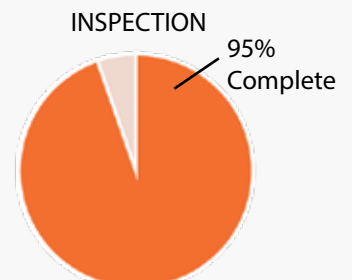
2025 SYSTEMWIDE BUDGET BY PHASE



2025 Budget: \$8,872,842
Spent: \$7,474,786

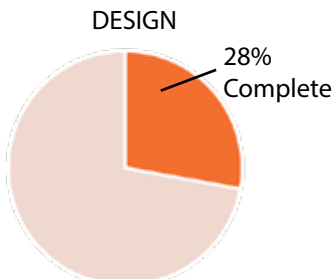


2025 Budget: \$111,425,055
Spent: \$67,350,031

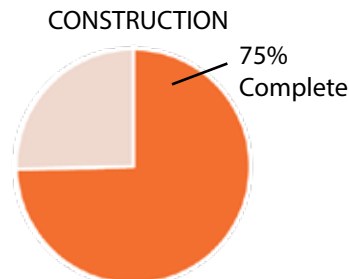


2025 Budget: \$14,918,315
Spent: \$14,117,300

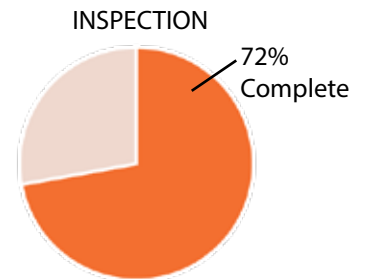
2025 MAINTENANCE FACILITY BUDGET BY PHASE



2025 Budget: \$2,824,567
Spent: \$787,749

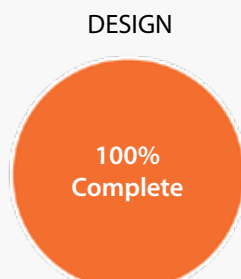


2025 Budget: \$13,740,159
Spent: \$10,247,047

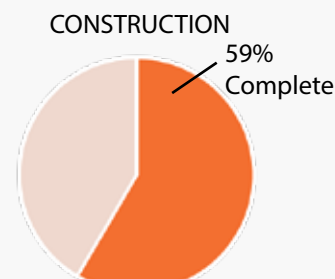


2025 Budget: \$1,094,855
Spent: \$789,706

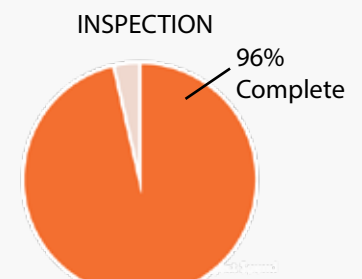
2025 BRIDGE, PAVEMENT, SAFETY APPURTENANCE AND RAMP REPAIRS BUDGET BY PHASE



2025 Budget: \$6,048,275
Spent: \$6,687,036



2025 Budget: \$97,684,896
Spent: \$57,102,984



2025 Budget: \$13,823,461
Spent: \$13,327,594