

ILLINOIS TOLLWAY OCTOBER 2023 REPORTING

MONTHLY ENGINEERING RESOURCES

- *Move Illinois* Capital Program
- Central Tri-State Tollway (I-294) Project
- I-490 Tollway Project
- Systemwide Improvements



Detailed information provided for Central Tri-State Tollway (I-294) Project,
I-490 Tollway Project and M&O-funded contracts only.





Move Illinois Budget Summary

Preliminary as of September 30, 2023

Program Element	Current Budget (millions)	Total Obligations (millions)	Budget Remaining (millions)
Tri-State Tollway (I-94/I-294/I-80)	\$4,271.0	\$3,817.0	\$454.0
Reagan Memorial Tollway (I-88)	\$358.1	\$312.5	\$45.6
Jane Addams Memorial Tollway (I-90)	\$2,359.2	\$2,325.9	\$33.3
Veterans Memorial Tollway (I-355)	\$179.3	\$170.6	\$8.6
Systemwide Improvements (SW)	\$3,180.4	\$2,036.9	\$1,143.5
Tri-State (I-294)/I-57 Interchange	\$324.7	\$308.2	\$16.5
Elgin O'Hare Western Access (EOWA)	\$3,541.5	\$3,226.6	\$314.9
Other Emerging Projects	\$58.8	\$30.8	\$28.0
Move Illinois Total	\$14,273.0	\$12,228.5	\$2,044.5

October Board Engineering Agenda Items

Project	Project Description	Firm Name	Service Type	Current Budget (millions)	Total Obligations (millions)	Budget Remaining (millions)	Board Item #
Other Emerging Projects				\$58,802,726	\$30,766,283	\$28,036,443	
4890	I-294, Utility Conduit Install	Aldridge Electric, Inc.	Construction		\$8,199,000		1
Projected Balance After Board Awards					\$38,965,283	\$19,837,443	
Systemwide Improvements (SW)				\$3,180,401,090	\$2,036,885,525	\$1,143,515,565	
4913	I-355, Earthwork & Grading Improvements	Foundation Mechanics, LLC	Construction		\$593,395		2
4894	S/W Facilities, Phase I and II Engineering Services	Farnsworth Group, Inc.	Professional Services - Award		\$3,458,200		3
Projected Balance After Board Awards					\$2,040,937,120	\$1,139,463,970	
Elgin O'Hare Western Access (EOWA)				\$3,541,563,303	\$3,226,610,747	\$314,952,556	
4657	I-294 to I-90- Franklin/Green Street and Bensenville Yard. Phase II Engineering Services	WSP USA Environment & Infrastructure	Professional Services - Supplement		\$1,385,000		4
Projected Balance After Board Awards					\$3,227,995,747	\$313,567,556	

MOVE ILLINOIS CAPITAL PROGRAM

DATA THROUGH SEPTEMBER 2023

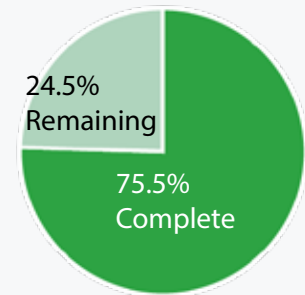
In 2012, the Illinois Tollway launched the 15-year, \$12 billion capital program, *Move Illinois: The Illinois Tollway Driving the Future*. In 2017, the Board of Directors expanded the program to \$14 billion.

MOVE ILLINOIS PROGRAM BUDGET OVERVIEW (2012-2023)

\$12.2 billion or 85.7% of the program budget committed

- **\$7.5 billion**, or approximately 52.3%, in construction work
- **\$3.1 billion**, or approximately 21.7%, in consultant services
- **\$1.7 billion**, or approximately 11.9%, in other costs (utilities, ROW, misc.)
- **\$210.6 million** in reimbursement agreements has been approved; reducing overall program costs by 1.5%

75.5% of the Move Illinois Program is complete (work in place)



PROGRAM EXPENDITURES (2012-2023)



PROGRAM BUDGET BY CORRIDOR (2012-2023)

Program Element	Current Budget (millions)	Original Awards to Date (millions)	Contract Changes (CO/EWO/Supp.) (millions)	Total Obligations* (millions)	Budget Remaining (millions)
I-94/I-294/I-80	\$4,271.0	\$3,569.1	\$247.9	\$3,817.0	\$454.0
I-88	\$353.2	\$310.6	\$1.9	\$312.5	\$40.7
I-90	\$2,365.8	\$2,243.8	\$82.1	\$2,325.9	\$39.9
I-355	\$178.7	\$156.1	\$14.5	\$170.6	\$8.1
SW	\$3,191.1	\$1,808.0	\$228.9	\$2,036.9	\$1,154.2
I-294/I-57	\$313.0	\$294.8	\$13.3	\$308.2	\$4.8
EOWA	\$3,541.5	\$3,033.6	\$193.0	\$3,226.6	\$314.9
Other emerging projects	\$58.8	\$44.2	(\$13.4)	\$30.8	\$28.0
Totals	\$14,273.0	\$11,460.3	\$768.2	\$12,228.5	\$2,044.6

*Total Obligations = Original Awards to Date + Contract Changes (CO/EWO/Supplements)

NOTE: \$572.2 million of additional Right of Way and Utility Authorizations reclassified from Contract Changes to Original Awards to Date

PROGRAM METRICS (2012-2023)

Created or sustained up to **125,380** jobs

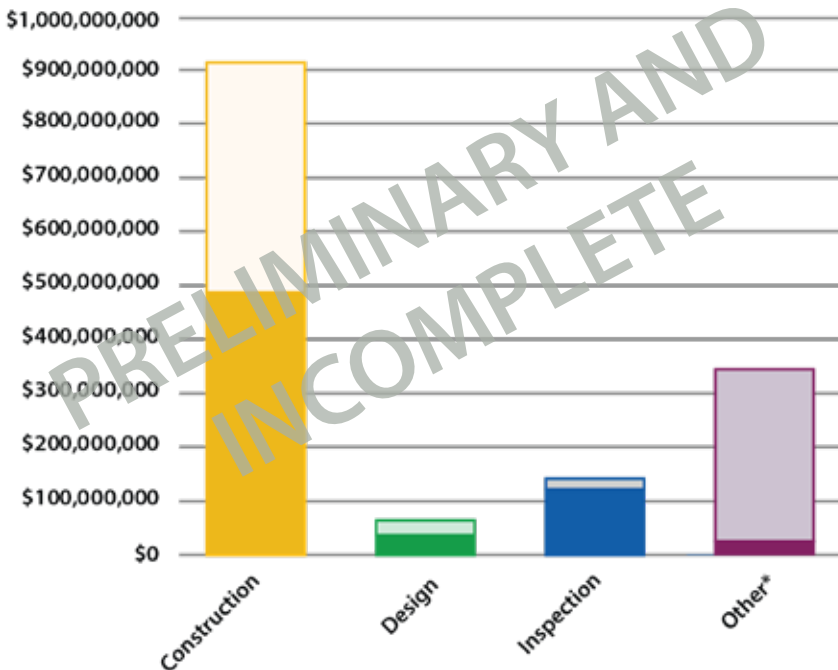
Awarded **830** construction and professional services contracts

Closed out **585** construction and professional services contracts

MOVE ILLINOIS CAPITAL PROGRAM

DATA THROUGH SEPTEMBER 2023

2023 PROGRAM PROGRESS (THROUGH SEPTEMBER 2023)



2023 YTD	2023 Estimated Expenditures	Progress Through September 2023**	Percent Complete
Construction	\$915,903,720	\$488,727,893	53%
Design	\$64,697,046	\$38,014,499	59%
Inspection	\$142,653,967	\$122,619,239	86%
Other*	\$344,031,411	\$23,986,893	7%
Total	\$1,467,286,143	\$673,348,523	46%

*Other includes non-roadway, right-of-way, utilities and third-party payments.
 **Financial data presented is preliminary, unaudited and subject to change.
 Preliminary financials are provided, as end-of-year data will be confirmed with the closing of the general ledger.

2023 PROGRAM METRICS (THROUGH SEPTEMBER 2023)

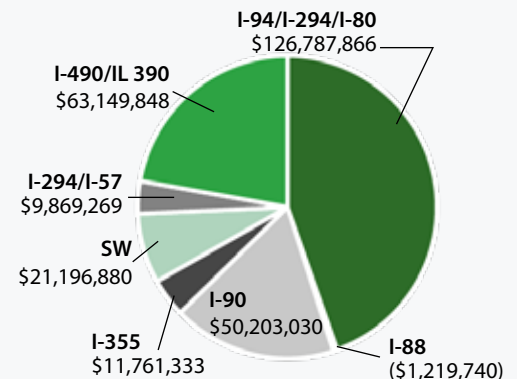
Awarded **44** construction and professional services contracts

Awarded **31** construction contracts less than \$10 million

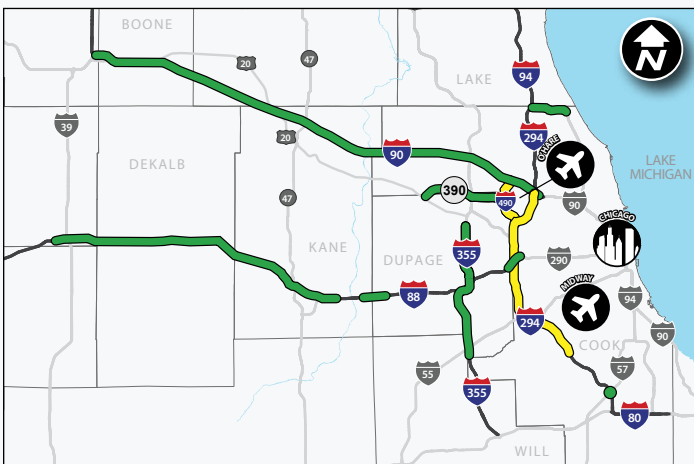
Closed out **64** construction and professional services contracts

CHANGE ORDERS AND EXTRA WORK ORDERS (2012-SEPTEMBER 2023)

\$281,748,486 executed
3.96% of program award



MOVE ILLINOIS PROGRAM PROGRESS MAP



COMPLETED

- Jane Addams Memorial Tollway (I-90) Rebuilding and Widening
- Illinois Route 390 Tollway Construction
- Existing System Needs – Reagan Memorial Tollway (I-88), Veterans Memorial Tollway (I-355), Edens Spur Tollway (I-94)
- Tri-State Tollway (I-294)/I-57 Interchange

CONSTRUCTION UNDERWAY

- I-490 Tollway Construction
- Central Tri-State Tollway (I-294) Reconstruction
- Systemwide Improvements

CENTRAL TRI-STATE TOLLWAY (I-294) PROJECT

DATA THROUGH SEPTEMBER 2023

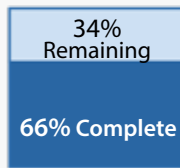


- Reconstructing and widening 22 miles of I-294 from Balmoral Avenue to 95th Street
- Project scheduled from 2018-2026

TOTAL PROJECT SPEND

\$4,040,792,153 project budget

- \$2,680,450,135 spent
- \$1,360,342,018 remaining



CONTRACT STATUS

145 contracts awarded



96 active contracts

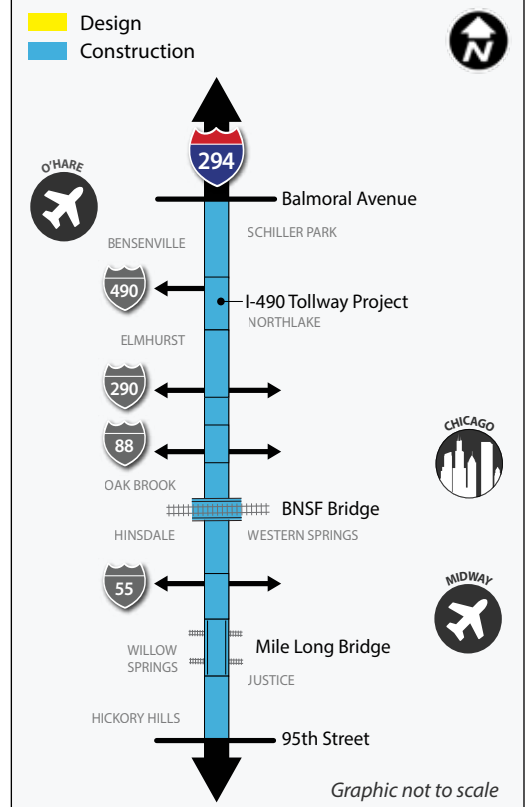


**Includes non-roadway, right-of-way, utilities and third-party work

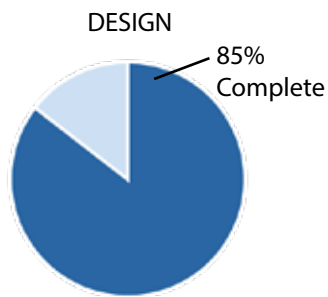
CHANGE ORDERS AND EXTRA WORK ORDERS

- **\$114,310,724** executed
- **5.0%** of award

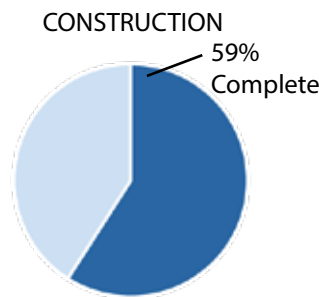
CORRIDOR STATUS DIAGRAM



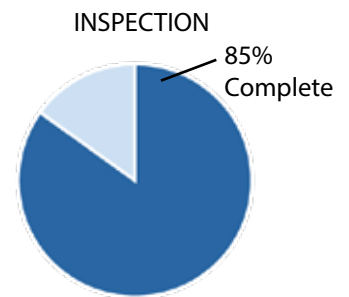
2023 PROJECT PROGRESS BY PHASE



2023 Budget: \$13,881,929
Spent: \$11,864,732



2023 Budget: \$509,641,454
Spent: \$301,068,680

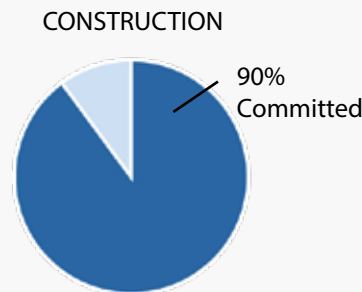


2023 Budget: \$65,503,270
Spent: \$55,633,970

CENTRAL TRI-STATE BUDGET COMMITTED BY PHASE



Anticipated Total Cost: \$405,868,338
Committed: \$408,114,878



Anticipated Total Cost: \$2,699,454,470
Committed: \$2,426,256,682



Anticipated Total Cost: \$438,747,740
Committed: \$438,747,740

ELGIN O'HARE WESTERN ACCESS (EOWA) PROJECT

I-490 AND ILLINOIS ROUTE 390 TOLLWAYS – DATA THROUGH SEPTEMBER 2023

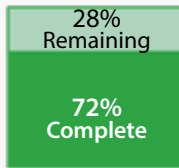


The I-490 Tollway, coupled with the new Illinois Route 390 Tollway, will provide 17 miles of new toll roads and direct access to O'Hare International Airport.

TOTAL PROJECT SPEND

\$3,541,563,304 project budget

- \$2,555,498,857 spent
- \$986,064,447 remaining



CONTRACT STATUS

161 contracts awarded



66 active contracts

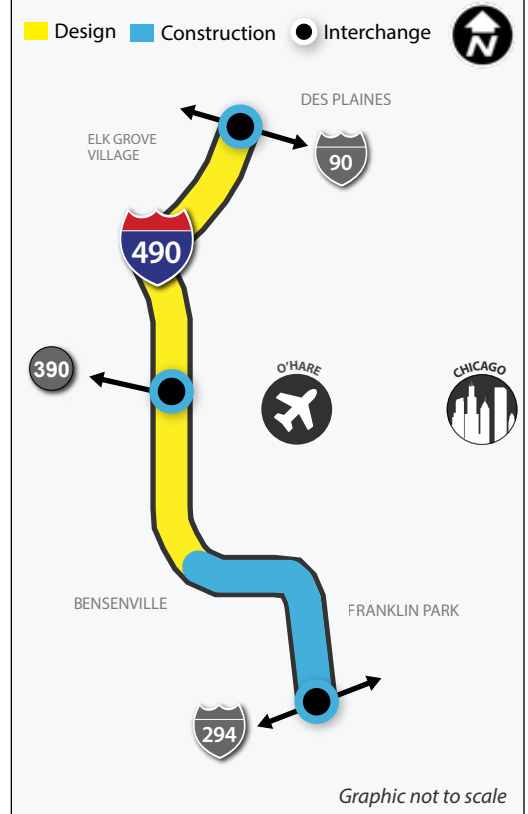


**Includes non-roadway, right-of-way, utilities and third-party work

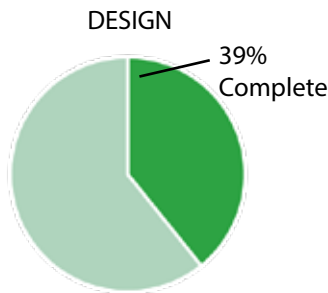
CHANGE ORDERS AND EXTRA WORK ORDERS

- **\$63,149,848** executed
- **4.2%** of award

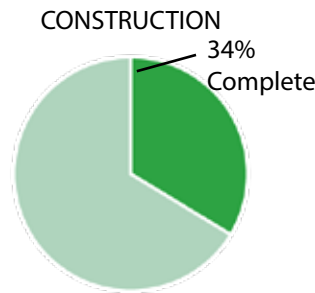
I-490 CORRIDOR STATUS DIAGRAM



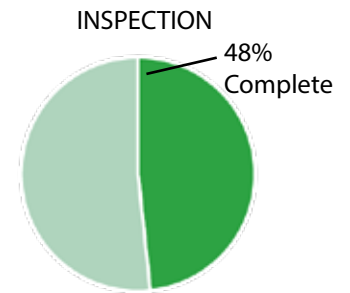
2023 PROJECT PROGRESS BY PHASE



2023 Budget: \$29,885,617
Spent: \$11,720,284

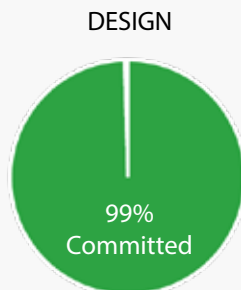


2023 Budget: \$322,747,200
Spent: \$108,726,293

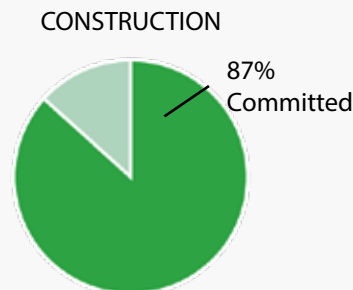


2023 Budget: \$35,640,755
Spent: \$17,226,927

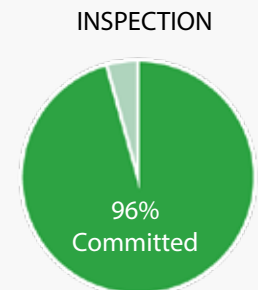
ILLINOIS ROUTE 390 AND I-490 BUDGET COMMITTED BY PHASE



Anticipated Total Cost: \$430,242,694
Committed: \$428,488,609



Anticipated Total Cost: \$1,795,267,936
Committed: \$1,556,135,933



Anticipated Total Cost: \$289,591,001
Committed: \$276,974,716

SYSTEMWIDE CONTRACT STATUS

DATA THROUGH SEPTEMBER 2023



2023 Project Highlights

- M-5 Maintenance Facility construction
- M-1 Maintenance Facility improvements
- Plaza 41 improvements
- Bridge Repairs on I-90 and I-355
- Pavement Repairs Systemwide

Systemwide TOTAL PROJECT SPEND

\$1,350,831,558 project budget

- \$855,768,634 spent
- \$495,062,924 remaining

37%
Remaining

63%
Complete

2023 CONSTRUCTION CONTRACT STATUS

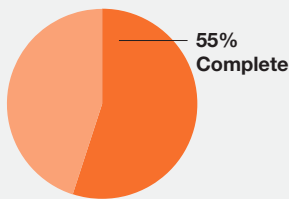
21 contracts awarded

2
current
Board
contracts

9
anticipated future
2023 construction contracts

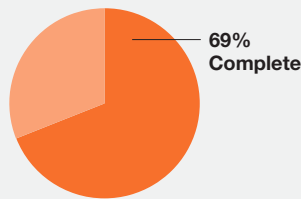
2023 SYSTEMWIDE BUDGET

CONSTRUCTION



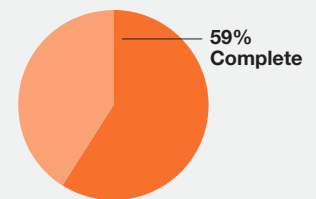
2023 Budget: \$88,228,703
Spent: \$48,171,566

DESIGN



2023 Budget: \$14,480,434
Spent: \$9,982,991

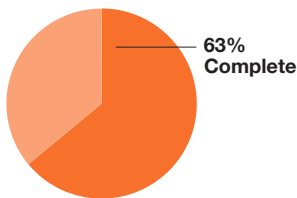
INSPECTION



2023 Budget: \$12,390,327
Spent: \$7,326,449

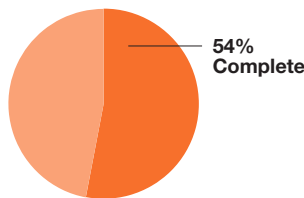
2023 MAINTENANCE FACILITY BUDGET

CONSTRUCTION



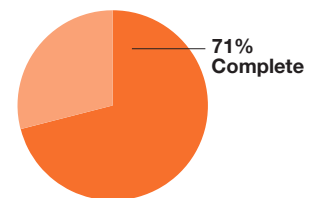
2023 Budget: \$17,358,050
Spent: \$10,983,244

DESIGN



2023 Budget: \$1,969,765
Spent: \$1,067,412

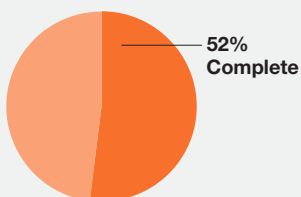
INSPECTION



2023 Budget: \$3,032,200
Spent: \$2,151,642

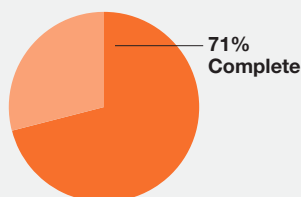
2023 INFRASTRUCTURE RENEWAL BUDGET

CONSTRUCTION



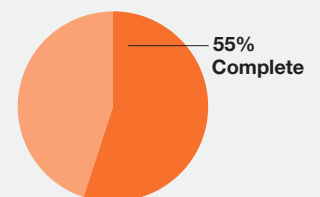
2023 Budget: \$70,870,653
Spent: \$37,188,322

DESIGN



2023 Budget: \$12,510,669
Spent: \$8,915,579

INSPECTION



2023 Budget: \$9,358,127
Spent: \$5,174,807